



























CHESAPEAKE RAPID TRANSIT


Express Lines









-  Mountain
-  Heartland
-  Valley
-  Harrisburg
-  Metropolitan
-  Annapolis
-  Metropolitan (Alt. Service)
-  Delaware

Local Lines









-  Metropolitan
-  Lewes Ferry
-  Valley (Local)
-  Delmarva
-  Catoctin
-  Columbia
-  National Road
-  Ocean
-  Garrett
-  Pocomoke
-  Deep Creek
-  Allegany
-  Exurban
-  Shenandoah
-  Panhandle
-  Anne Arundel
-  Patuxent
-  St. Mary's

Circulator Routes

-  Montgomery
-  Balt-Wash
-  Capital
-  Wilmington
-  Baltimore
-  Patapsco

-  Hampstead
-  Howard
-  Georgia
-  Carroll
-  Upper Eastern Shore
-  Cecil
-  Caroline-Sussex
-  Delaware

Scenic Lines

-   South Mountain
-   Blackwater
-  Tilghman
-  Bay Beach
-  Crisfield Ferry
-  Assateague

